

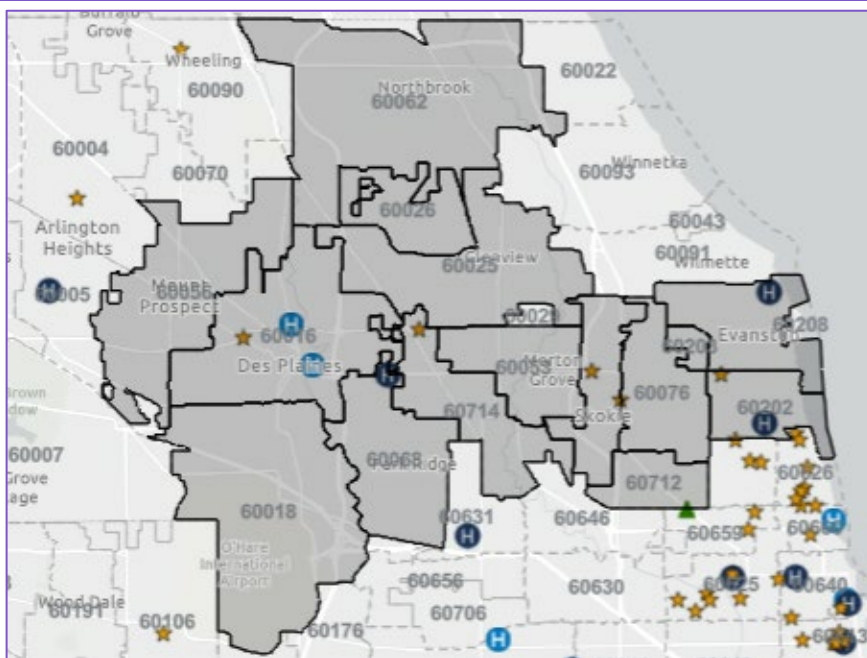
Northern Cook Suburbs

Quick Facts

- Zip codes: 60016, 60018, 60025, 60026, 60053, 60056, 60062, 60068, 60076, 60077, 60201, 60202, 60203, 60712, 60714
- Low-income population: 93,387
- Total health center patients, 2023: 32,422
- Unduplicated Erie patients, 2024: 8,718
- One Erie site: [Erie Evanston/Skokie](#)

Assets and Unique Features

- Lowest poverty (8%) and low-income (19%) rates.
- Highest proportion (55%) of adults with a bachelor's degree or higher.
- Better than average private insurance coverage (81%) and lower uninsurance (7%).
- Significant proportions of Asian residents (18%) and 30% of residents are foreign-born—among the highest in the service area.



Challenges and Needs

- Highest proportion of older adults of any region, potentially presenting needs for services to address and accommodate their needs.
- Need for services in many languages, as 41% of residents speak a language besides English at home (including many Indo-European and Asian languages). In 60018 (Des Plaines) and 60714 (Niles), 61% speak a non-English language at home.
- Some pockets are more than half a mile from public transit stops, presenting transportation barriers.
- Limited safety net access points.

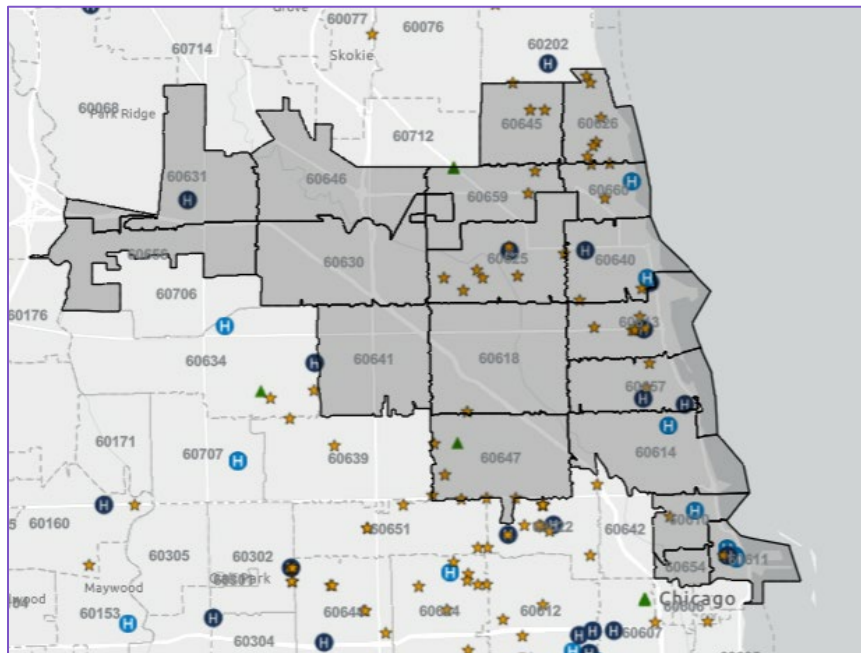
Access Points

Hospitals	FQHCs and Look-Alikes
Presence Holy Family Medical Center	Access Community Health Network (2 sites)
Chicago Behavioral Hospital	Asian Human Services Family Health Center (2 sites)
Advocate Lutheran General Hospital	Tapestry 360 Health (1 site)
Northshore University Healthsystem Evanston Hospital	
Presence St. Francis Hospital	Erie Family Health Center (1 site)

Chicago North

Quick Facts

- Zip codes: 60610, 60611, 60613, 60614, 60618, 60625, 60626, 60630, 60631, 60640, 60641, 60645, 60646, 60647, 60654, 60656, 60657, 60659, 60660
- Low-income population: 243,155
- Total health center patients, 2023: 118,820
- Unduplicated Erie patients, 2024: 30,555
- Five Erie sites: Erie Foster Avenue, Erie Helping Hands, Erie Humboldt Park, Erie Amundsen, Erie Lake View



Assets and Unique Features

- 62% of residents have a bachelor's degree or higher—the highest of all regions.
- Diverse community, with large proportions of Asian (10%), Black, Hispanic, and White residents. 23% of the population is foreign-born.
- Lower environmental justice burden and higher perceived neighborhood safety than other communities.

Challenges and Needs

- Although the area is generally well-insured, individual zip codes have up to 15% uninsured and up to 31% enrolled in Medicaid.
- Adults in this region have the highest reported binge drinking (23.6%) of all regions, with higher rates of reported mental health distress compared to state and national averages.
- Need for services in many languages, as about 34% speak a language other than English at home—most commonly Spanish, but also Indo-European and Asian languages, with particularly high concentrations of non-English speakers in 60641, 60656, and 60659.

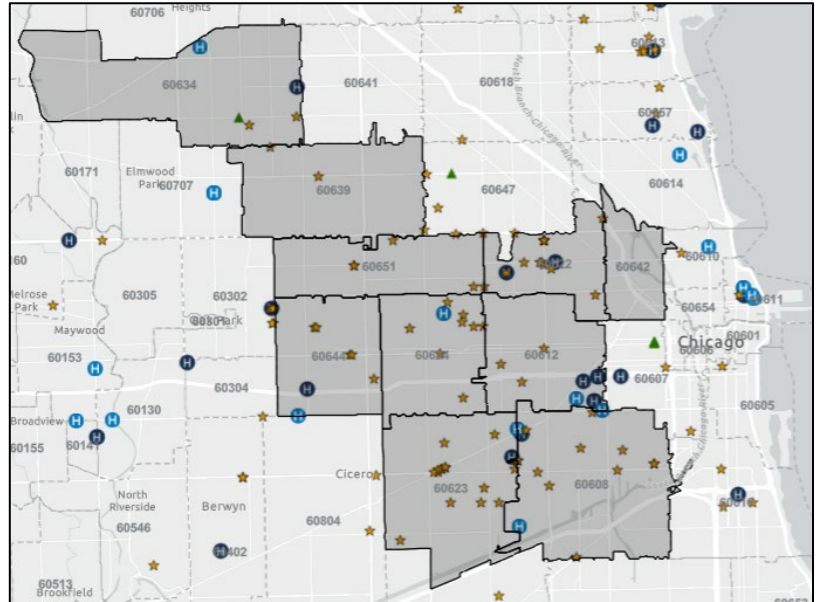
Access Points

Hospitals	FQHCs and Look-Alikes
Presence Resurrection Medical Center	Access Community Health Network (2 sites)
Ann and Robert H Lurie Children's Hospital of Chicago	Asian Human Services Family Health Center (3 sites)
Swedish Hospital	Hamdard Health Rogers Park (1 site)
Methodist Hospital of Chicago	Howard Brown Health Center (6 sites)
Montrose Behavioral Health Hospital	Lawndale Christian Health Center (sites)
Weiss Memorial Hospital	PCC Community Wellness Center (sites)
Thorek Memorial Hospital	Primecare Community Health Inc. (2 sites)
Illinois Children's Hospital	Infant Welfare Society (1 site)
Halco Sanatorium	Near North Health Service Corps (4 sites)
Kindred-Chicago-Lakeshore	Tapestry 360 (15 sites)
Northwestern Memorial Hospital	Heartland Alliance Health (1 site)
Shirley Ryan AbilityLab	Erie Family Health Center (5 sites)

Chicago West

Quick Facts

- Zip codes: 60608, 60612, 60622, 60623, 60624, 60634, 60639, 60642, 60644, 60651
- Low-income population: 243,155
- Total health center patients, 2023: 165,141
- Unduplicated Erie patients, 2024: 23,545
- Five Erie sites: Erie Division Street and Teen Center, Erie Johnson, Erie Westside, Erie West Town, Erie Clemente (plus Sankofa Village Wellness Center – coming 2026!)



Assets and Unique Features

- Racially diverse, with 42% Latino and 30% Black residents, higher proportions of both groups compared to county or statewide averages.
- Transit rich, with good public transportation access along certain corridors.
- Large number of nonprofit organizations, advocacy groups, and safety net hospitals.

Challenges and Needs

- Over 40% of residents are low-income, over 20% live in poverty, and extreme poverty is highly concentrated (notably in 60624—Garfield Park).
- Nearly 25% of residents receive SNAP and many communities are “food swamps” with access only to low-nutrition food options.
- Elevated rates of diabetes, childhood obesity, adult obesity, physical inactivity, and asthma.
- High rates of homicide and violent crime, and low perception of neighborhood safety.
- 30% of homeowners and 45% of renters are cost-burdened—more than 61% in some zip codes.

Access Points

Hospitals	FQHCs and Look-Alikes
Chicago-Read Mental Health Center	Access Community Health Network (12 sites)
Community First Medical Center	Alivio Medical Center, Inc. (6 sites)
Humboldt Park Health	Aunt Martha's Health & Wellness Inc (2 sites)
Prescence Saints Mary and Elizabeth Medical Center	Esperanza Health Centers (4 sites)
Loretto Hospital	Howard Brown Health Center (1 site)
Hartgrove Hospital	Lawndale Christian Health Center (23 sites)
Garfield Park Hospital	PCC Community Wellness Center (6 sites)
Rush University Medical Hospital	PrimeCare Community Health Inc (7 sites)
John H. Stroger Hospital	Near North Health Service Corporation (2 sites)
VA Chicago Health Care System-West Side Division	University of IL (Mile Square Health Center) (1 site)
University of Illinois Medical Center	
Illinois State Pediatric Institute	Erie Family Health Center (5 sites)
Schwab Rehabilitation Hospital	
Mt. Sinai Hospital Medical Center	
Saint Anthony Hospital	
Municipal Contagious Disease Hospital	

Chicago South

Quick Facts

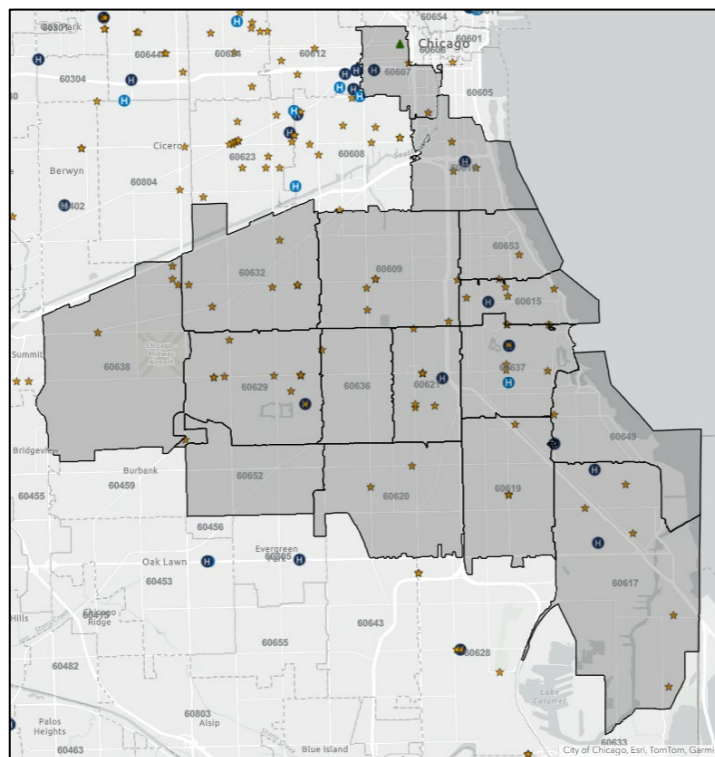
- Zip codes: 60607, 60609, 60615, 60616, 60617, 60619, 60620, 60621, 60629, 60632, 60636, 60637, 60638, 60649, 60652, 60653
- Low-income population: 375,458
- Total health center patients, 2023: 233,237
- Unduplicated Erie patients, 2024: 8,481
- No Erie sites

Assets and Unique Features

- Racially diverse, with 46% Black residents (much higher than county or state averages) and a significant Latino (35%) presence.
- High rates of Medicaid coverage and high eligibility for Medicaid, as most residents are US-born.
- Large number of nonprofit organizations and community health centers.

Challenges and Needs

- Over 40% of residents are low-income and 20% living in poverty; several zip codes exceed 15% living in “extreme poverty.”
- High prevalence of diabetes (15.5%), and stroke mortality, infant mortality, and low-birthweight births far exceed state and national averages.
- Poor adult and youth mental health indicators, and high rates of drug overdose and deaths of despair.
- High rates of homicide, firearm fatality, and violent crime, and low perception of neighborhood safety.
- Higher than average uninsurance (11%); some areas reach 18% uninsured.



Access Points

Hospitals	FQHCs and Look-Alikes
Rush Specialty Hospital	Access Community Health Network (10 sites)
Insight Hospital and Medical Center Chicago	Alivio Medical Center, Inc. (2 sites)
Provident Hospital of Chicago	Aunt Martha's Health & Wellness Inc (2 sites)
Holy Cross Hospital	Beloved Community Family Wellness Center (2 sites)
St. Bernard Hospital	Chicago Family Health Center Inc (4 sites)
University of Chicago Hospitals	Esperanza Health Centers (9 sites)
Larabida Children's Hospital	Friend Family Health Center, Inc. (9 sites)
Jackson Park Hospital	Haymarket Center (3 sites)
South Shore Hospital	Heartland Alliance Health (2 sites)
Advocate Trinity Hospital	Howard Brown Health Center (5 sites)
	Inner-City Muslim Action Network (3 sites)
	Lawndale Christian Health Center (5 sites)
	TCA Health, Inc. NFP (2 sites)
	Near North Health Service Corporation (3 sites)
	University of IL (Mile Square Health Center) (9 sites)
	Erie Family Health Center (0 sites)

West/Southwest Suburbs

Quick Facts

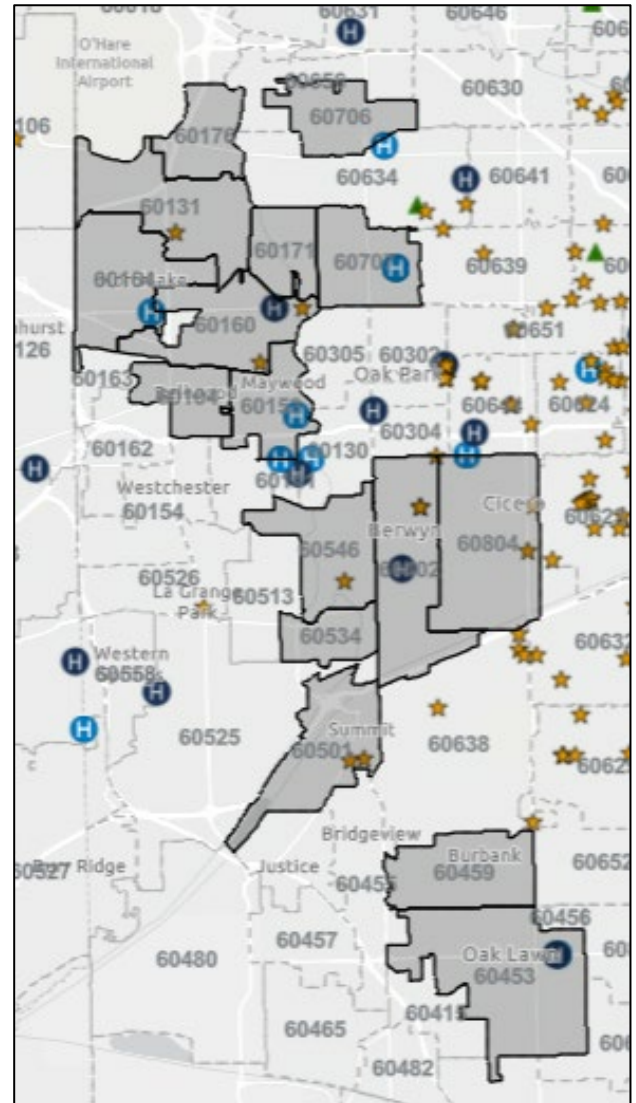
- Zip codes: 60104, 60131, 60153, 60160, 60164, 60171, 60176, 60402, 60453, 60459, 60501, 60534, 60546, 60706, 60707, 60804
- Low-income population: 144,515
- Total health center patients, 2023: 62,193
- Unduplicated Erie patients, 2024: 6,082
- No Erie sites

Assets and Unique Features

- Highest proportion (24%) of children under 18 years.
- Majority Latino community (52%), the highest of all regions in the service area.
- High proportion of foreign-born residents (28%).
- Not all suburbs in this region are considered medically underserved for primary care or dental.

Challenges and Needs

- 30% of residents are low-income and 10% are living in poverty, lower than the city but high for the suburbs.
- Need for services in many languages, as 54% speak a non-English language at home, with 43% Spanish speakers. Several zip codes exceed 60% non-English speakers. Some, like Norridge (60706), have high concentrations of Indo-European and Asian languages.
- Elevated crowding and both renter and owner cost-burden for housing.
- Some areas are far from public transit.
- High rates of food desert tracts, fast-food density, and low access to large grocery stores.
- High rates of crowded housing and housing cost-burden for renters and owners alike. Some zip codes show over 60% of renters are cost-burdened.



Access Points

Hospitals	FQHCs and Look-Alikes
Shriners' Hospital for Children	Access Community Health Network (3 sites)
Kindred Hospital	Alivio Medical Center, Inc. (2 sites)
Loyola Gottlieb Memorial	Greater Family Health (1 site)
	PCC Community Wellness Center (2 sites)
	Pillars Community Health (2 sites)
	University of IL (Mile Square Health Center) (1 site)
	Erie Family Health Center (0 sites)

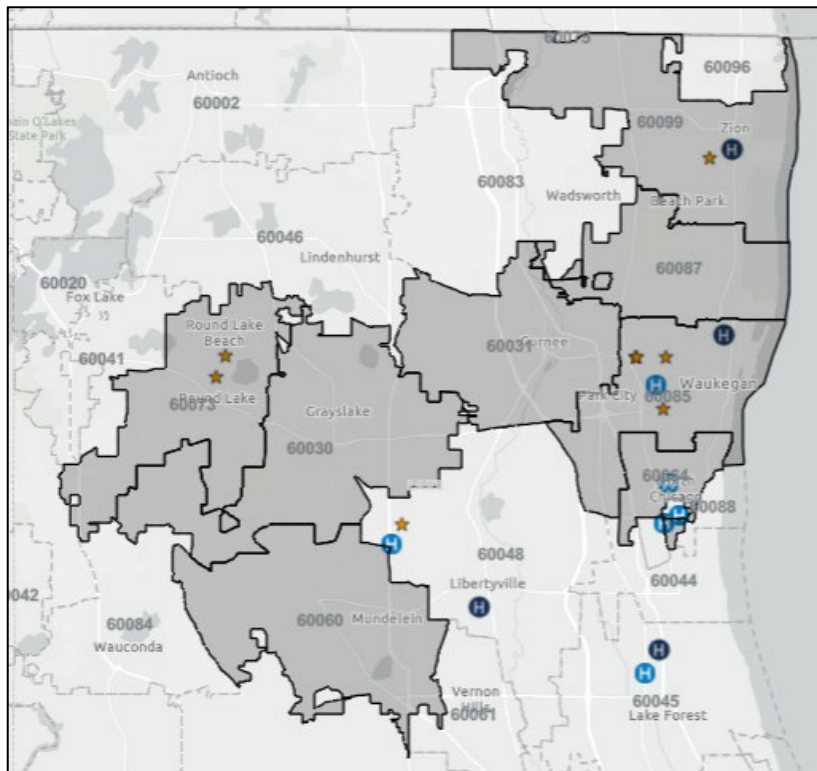
Northern Lake County

Quick Facts

- Zip codes: 60030, 60031, 60060, 60064, 60073, 60085, 60087, 60099
- Low-income population: 90,057
- Total health center patients, 2023: 39,136
- Unduplicated Erie patients, 2024: 11,538
- One Erie site: [Erie HealthReach Waukegan](#)

Assets and Unique Features

- 31% of residents have a bachelor's degree or higher, which is lower than Lake County overall but higher than some other service area regions.
- Diverse community that is nearly evenly split between Latino (41%) and White (38%) residents, with a substantial 11% Black population.
- Lower mortality rates from firearms and homicides than in other regions.



Challenges and Needs

- 28% of residents are low-income and 12% live in poverty, both higher than county averages. North Chicago (60064) has particularly high poverty (nearly 25%) and low-income rates (50%).
- Over 30% of the population has low food access and more than half of census tracts are considered food deserts, far exceeding state and national benchmarks.
- Higher than state/national rates of diabetes, obesity, and physical inactivity, and elevated rates of adult and youth poor mental health, substance use, and behavioral health challenges.
- Below state and national averages for medical, dental, and mental health providers per capita.
- Limited public transportation access and larger distances to travel to care.
- Limited safety net access points.

Access Points

Hospitals	FQHCs and Look-Alikes
Midwestern Region Med Center, Inc.	Lake County Health Department and Community Health Center (6 sites)
Vista Medical Center East	
Lake Behavioral Hospital	
VA Hospital	Erie Family Health Center (1 site)
US Naval Hospital	
North Chicago Veterans Administration Hospital	